



How to Catch a Mouse

Simple Machines at Work



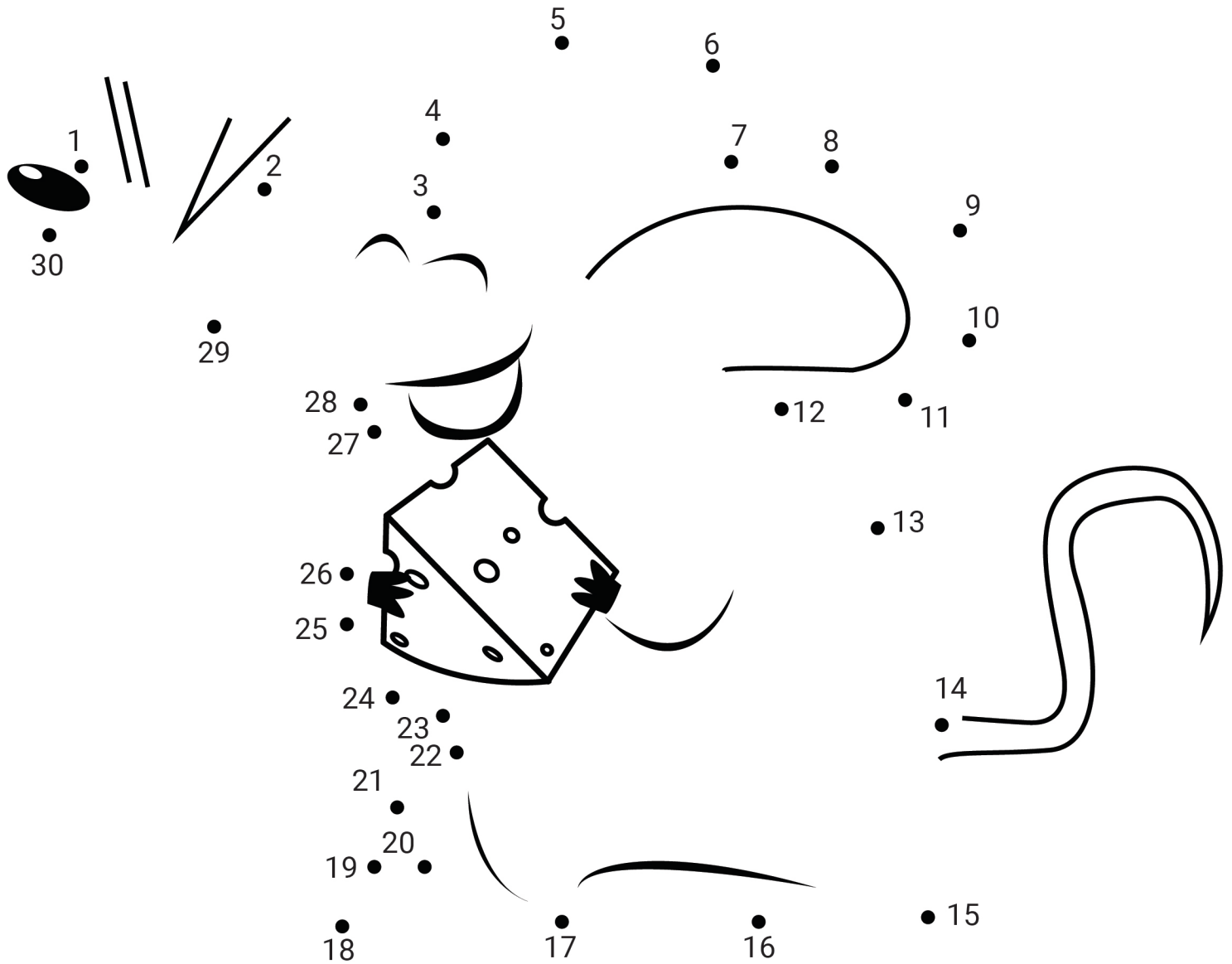
**Activity
Book**



**What crazy
machine will
we build next?**



Connect the Dots



Design your own Machine!

Using simple machines, create your own whacky machine.

What could it do?

Could your machine make something better? Easier? Funny? Silly?



Simple Machines Word Search

Can you find all the important words used in the show?

P	D	G	A	V	O	J	A	C	P	Y	H	Z	B
S	H	Y	U	M	O	U	S	E	F	F	I	E	N
L	X	A	H	F	C	G	C	Q	Y	S	N	G	G
P	Z	D	T	S	S	V	E	E	H	A	C	Y	F
C	K	V	O	I	D	F	P	K	L	P	L	N	E
D	S	A	J	W	V	B	U	P	C	G	I	M	D
P	C	N	L	S	H	G	L	O	J	K	N	S	W
E	R	T	G	E	V	E	L	R	S	A	E	O	H
A	E	A	H	Y	V	L	E	V	J	S	D	R	X
R	W	G	Z	D	C	E	Y	L	S	X	P	T	L
K	A	E	Y	Y	Y	A	R	D	X	E	L	C	H
W	F	Z	D	Z	Y	X	L	B	X	L	A	V	V
E	M	N	U	G	P	Y	E	Q	L	Q	N	Z	U
S	Q	V	M	C	E	L	E	J	A	L	E	G	J

LEVER	INCLINED PLANE
WEDGE	WHEEL
MOUSE	PULLEY
SCREW	ADVANTAGE

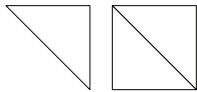


Simple Machine Chatter Box

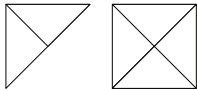
Instructions: Fold the chatterbox into a mouse that can answer simple machine questions!



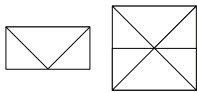
1. Cut out the square.



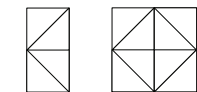
2. Fold the paper in half diagonally, point tip to point tip.



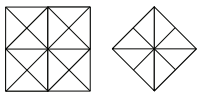
3. Fold again in half diagonally, point tip to point tip.



4. Completely Unfold.



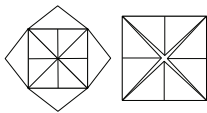
5. Flip over so that the graphics are face down.



6. Take a corner point and fold into the centre.



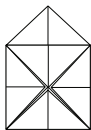
7. Repeat this same action again with the second corner, then third corner, then fourth corner. Each corner going to the centre of the square.



8. Turn the folded square over.



9. Repeat the process bringing the first point in the centre and fold.



10. Complete this same action with the second point, third point, and fourth point.

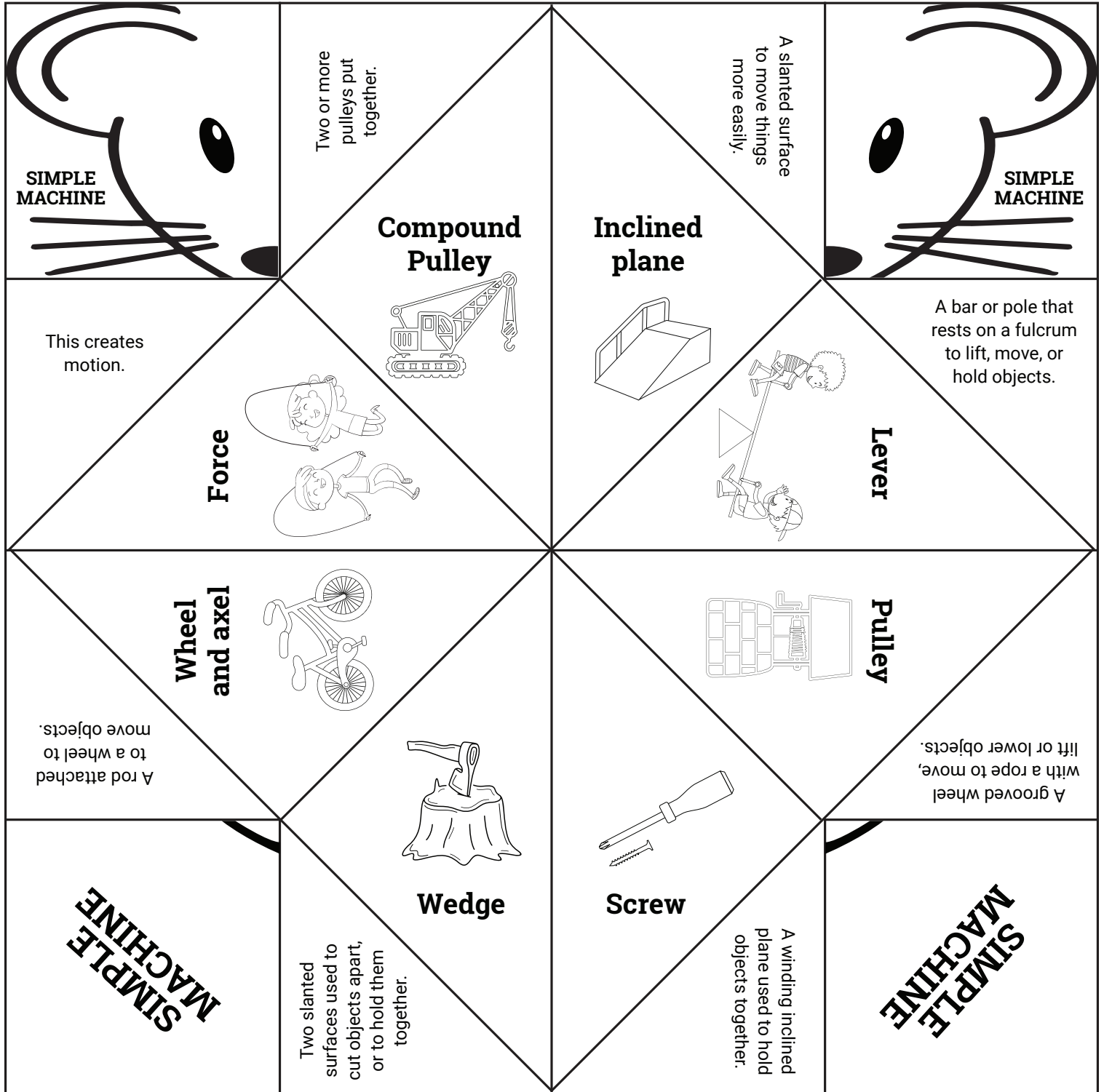


11. Now fold it in half. Ease your fingers into the four openings and open out.



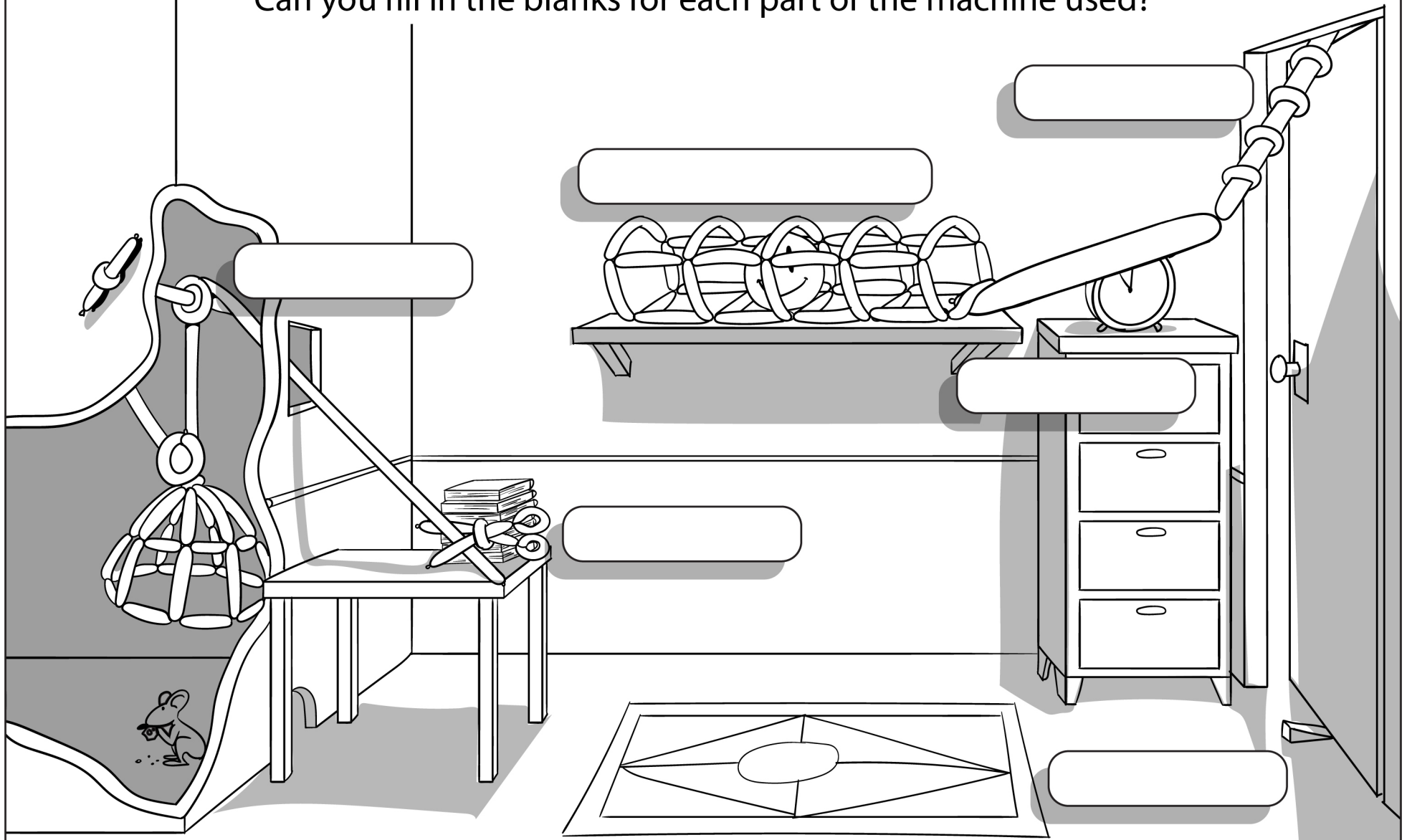
12. Try having the mouse ask questions to classmates!





How to Catch a Mouse, Machine Parts!

Here's a version of that crazy machine!
Can you fill in the blanks for each part of the machine used?



Simple Machine Show At Work – Your Thoughts?

On the following page, write a note to the performer. Your note can be about anything in the show that you enjoyed, learned, or thought was funny. Think about answering any of these questions in the letter to help create a response.

- ⚙ What was your favourite moment from the show?
- ⚙ What was the most interesting thing you learned from the show?
- ⚙ What do you think the author wants you to remember most from the show?
- ⚙ What was the most interesting thing you learned from the show?
- ⚙ What do you wish was different about the show?
- ⚙ How do you rate the show?



[illegible]